






Snow Day BINGO Day 1

Pick 5 activities to complete. Adult: Please sign and return to _____ on the next school day.





Listen to a book for ten minutes.	Write your numbers to ten.	Have a ten minute dance party!	Write as many letters as you can with your favorite writing utensil.	Make a recipe with adult support. (Mini Pizza is attached.)
Draw a picture about how you feel about the snow day.	Build a snowman with a sibling or friend.	Find 5 different shapes (circle, square, rectangle, triangle, and oval).	Use food coloring and water to paint the snow for ten minutes.	Listen to a book for ten minutes with a stuffed animal.
Play with Play-doh or slime for 10 minutes.	Read a book to a friend or sibling for 10 minutes.	Free Space	Write or trace one sentence about snow.	Find three objects. Order them from shortest to tallest.
Find two objects. Which is smaller? Which is bigger?	Draw a picture about what you did on your snow day.	Count to 20.	Find 6 different colored objects.	Make a blanket fort.
Pick a book, newspaper, or magazine. Find the letters in your name.	Build with blocks, magnet tiles, or other object for ten minutes.	Read in the dark for 10 minutes using a flashlight with a friend or sibling.	Shovel snow for ten minutes.	Play a game where you take turns with a friend or sibling.

Mini Pizzas

Ingredients and Supplies (recipe serves 1)

toaster	English muffin	pizza sauce	cheese	pepperoni
				

Recipe

1		Toast the English muffin in the toaster.
2		Spread one tablespoon of pizza sauce onto the English muffin halves.
3		Sprinkle 1/8th cup of cheese onto each English muffin half.
4		Put 3 pepperonis on each English muffin half.




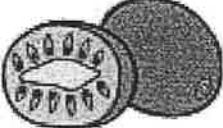





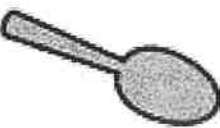
Snow Day BINGO Day 2

Pick 5 activities to complete. Adult: Please sign and return to teacher on the next school day.









Listen to a book for ten minutes.	Write your numbers to ten.	Have a ten minute dance party!	Write as many numbers as you can with your favorite writing utensil.	Make a recipe with adult support. (Parfait of Colors is attached.)
Draw a picture about what you miss about school.	Have a snowball fight with a sibling or friend.	Find 5 different shapes (circle, square, rectangle, triangle, and oval).	Use food coloring and water to paint the snow for ten minutes.	Listen to a book for ten minutes with a stuffed animal.
Play with Play-doh or slime for 10 minutes.	Read a book to a friend or sibling for 10 minutes.	Free Space	Write or trace one sentence about winter.	Find three objects. Order them from shortest to tallest.
Find two objects. Which is smaller? Which is bigger?	Draw a picture about what you did on your snow day.	Count to 20.	Find 6 different colored objects.	Make a blanket fort.
Pick a book, newspaper, or magazine. Find the letters in your name.	Build with blocks, magnet tiles, or other object for ten minutes.	Read in the dark for 10 minutes using a flashlight with a friend or sibling.	Shovel snow for ten minutes.	Play a game where you take turns with a friend or sibling.

Parfait of Colors

Ingredients and Supplies

strawberries (chopped) 	oranges (peeled) 	pineapple chunks 	kiwi (chopped) 	blueberries 
grapes 	vanilla yogurt 	bear cookies 	clear plastic cup 	spoon 

Recipe

1 Add the grapes to cup. 	2 Add the blueberries. 	3 Add the kiwi. 	4 Add the pineapple. 
5 Add the oranges. 	6 Add the strawberries. 	7 Add a scoop of yogurt. 	8 Add 5 bear cookies! Enjoy! 

Weekly Homework

Week 1

Name: _____

Dates: _____

In a notebook, write down the date and complete the homework assignment for each day. If you don't know an answer, ask for help.

MONDAY

math

reading

1. What time is it?



2. How much is this?



3. What comes next?

1, 2, 3, 4, ?

4. Which is bigger?

8 or 14

5. Write a word with 4 letters.

6. Write a noun.

7. Write a sentence with:
running.

8. Write a word that starts with **s**.

TUESDAY

1. Draw 5 different types of toys.

2. Write 5 of each: animals, food, and people.

3. Where do you buy groceries?

4. What season is cold?

5. What animal can be a pet?

6. Name 4 things that are orange.

7. When does the moon come out?

WEDNESDAY

Read and answer the questions.

The little brown dog likes to run in the park.

My sister is eating a banana for breakfast.

1. Who likes to run in the park?
2. What color is the dog?
3. Is the dog little or big?
4. Where does the dog like to run?
5. Who is eating a banana?
6. What is your sister eating?
7. When is she eating a banana?
8. Do you like bananas?

THURSDAY

Write the math problems & answers.

Fill in the missing numbers:



$2 + 1 = \underline{\quad}$

$0 + 5 = \underline{\quad}$

$3 + 2 = \underline{\quad}$

$3 + 4 = \underline{\quad}$

$5 + 4 = \underline{\quad}$

$5 + 5 = \underline{\quad}$

$0 + 3 = \underline{\quad}$

$2 + 2 = \underline{\quad}$

$1 + 4 = \underline{\quad}$

$3 + 4 = \underline{\quad}$

$3 + 3 = \underline{\quad}$

$0 + 5 = \underline{\quad}$

$5 + 3 = \underline{\quad}$

$4 + 1 = \underline{\quad}$

FRIDAY

Write the names of the objects.






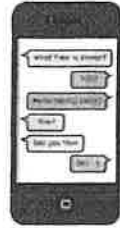
Homework

Week 1: MONDAY


Name: _____

Date: _____


Match the items:




Color: red



Color: yellow



Color: blue




Homework


Week 1: TUESDAY


Name: _____


Date: _____

Circle the matches:



Circle all of: 



Circle all of: 

Trace the letters:

Ss

Ss Ss Ss Ss Ss Ss

Tt

Tt Tt Tt Tt Tt Tt

Uu

Uu Uu Uu Uu Uu Uu

Vv

Vv Vv Vv Vv Vv Vv


Homework

Week 1: WEDNESDAY

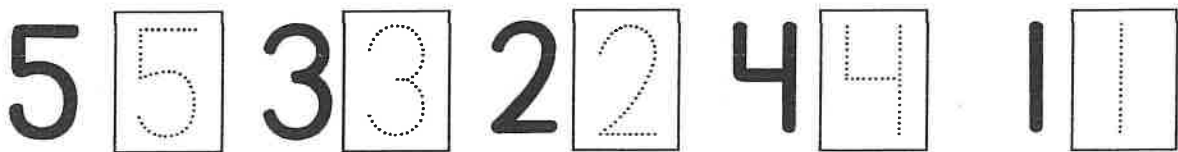
Name: _____

Date: _____

Trace the lines:



Trace the numbers:



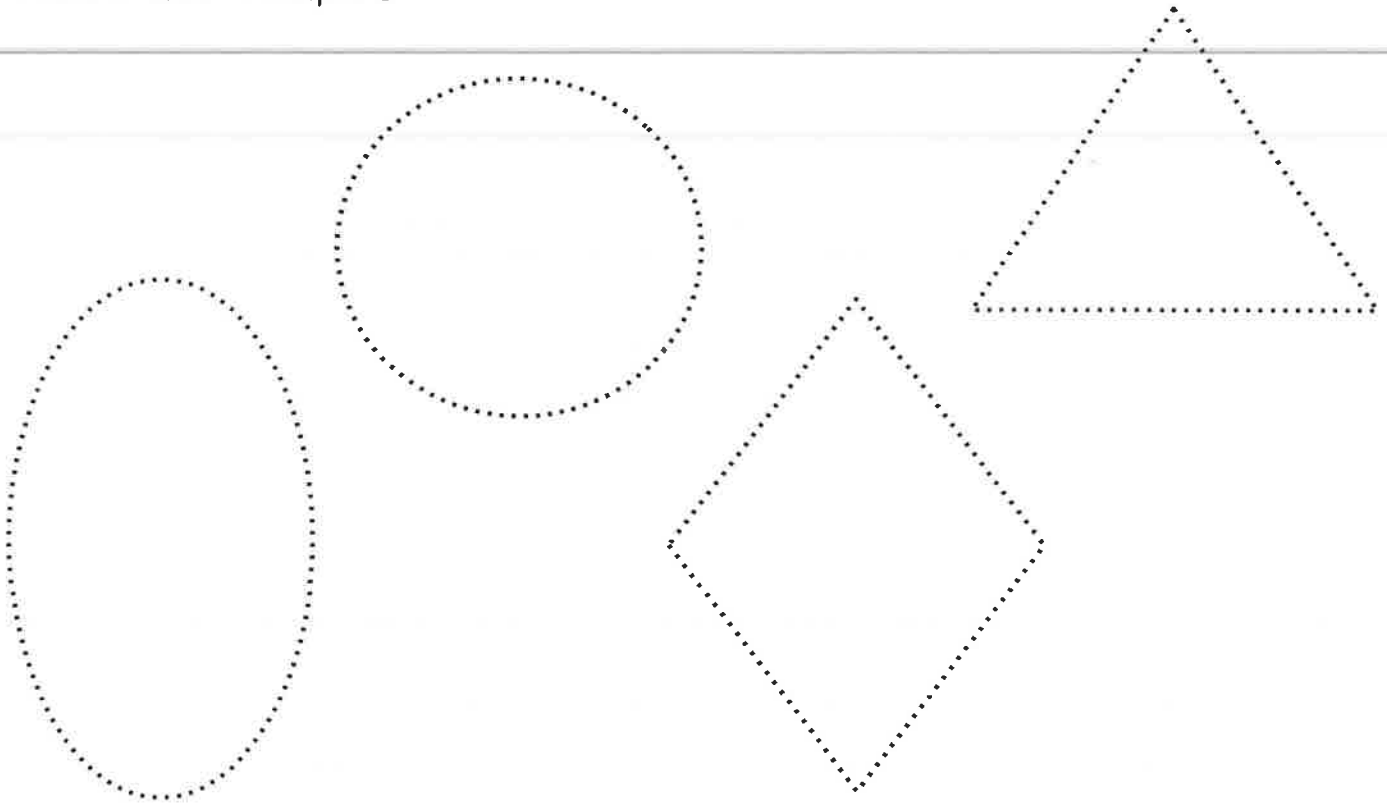
Homework

Week 1: THURSDAY

Name: _____

Date: _____

Trace the shapes:



Match the letters:

A

D

R

S

E

B

T

Y

B

A

S

A

D

E

Y

T

Homework

Week 1: FRIDAY

Name: _____

Date: _____

Trace the numbers:

5 4 3 1


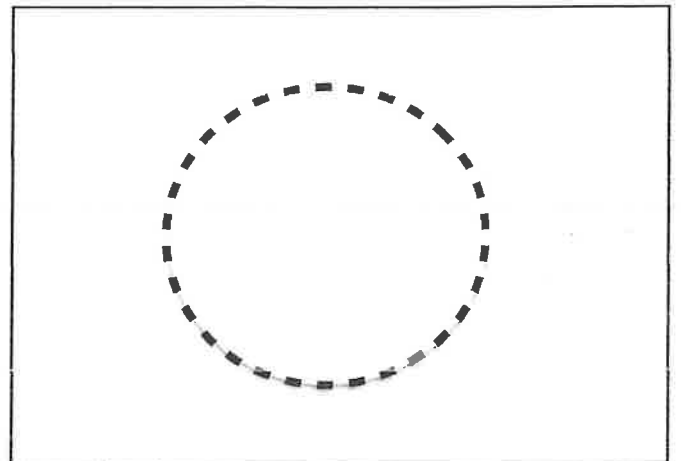
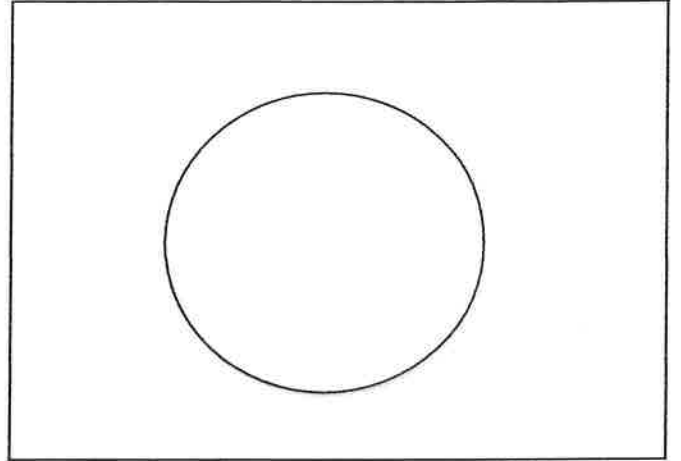
2 1 2 4


3 4 1

2 3 5

4 3 1

Trace and copy the picture:





Weekly Homework

Week 1

Name: _____

Dates: _____



MONDAY

write:


fish



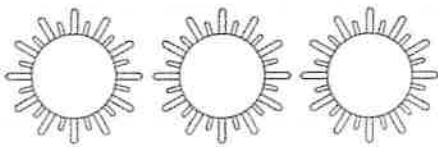
Circle the one that is bigger.



Color: red



TUESDAY



How many?

1 2 3 4 5
6 7 8 9 10

Trace:

apple
banana
grapes
orange
berry

B D F Y T A O A G
H I R E A Q W G L
M N O F R A Q T B
V Y L M I E X T
Y A S D A E T P E
C D T Y A E M L
M W A F R O S W
I A R T O A P W T
A R E Q X B A N A

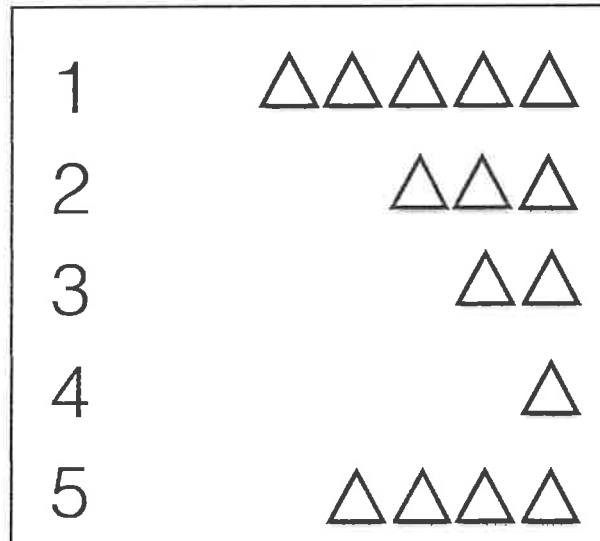
Circle all of: **A**

WEDNESDAY

Trace:



Match



Color: yellow




Color: green



THURSDAY

circle the correct answer



How many fish?



1 2 3 4 5

How many octopus?



1 2 3 4 5

How many alligators?



1 2 3 4 5

How many alligators and octopus?



1 2 3 4 5

FRIDAY

Circle all of the number:



2 5 g 6 1 **1** 4 **5** 8
 f 4 h 7 **34** 5 2 2 4 c 5
0 9 6 2 9 5 k 8 7 5
 8 3 8 **2** 9 8 f q 5 **5**
 2 8 6 9 5 **0** i 1 **77** 5
 3 9 7 4 6 2 4 5
 1 j **34** 5 w w e 3 2
 4 **67** 5 h 1 1 0 2 2

copy the picture:

